


When putting out garbage and resources, please follow the rules and put out them properly

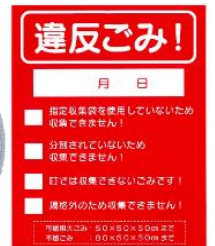
How to put out garbage.

- ◆ Please follow the rules when putting out your garbage or resources.
Garbage and resources that are not put out according to the correct rules will not be collected by the town.
- ◆ Garbage and resources must be put out at the designated collection area by 8:00 a.m. on the designated day.
To find out collection dates, refer to the booklet issued by the town.
If you wish to put out your garbage or resources early in the morning, please do so quietly so as not to disturb the neighbors.
- ◆ When putting out burnable garbage, plastic packagings and containers, you must use the town-designated collection bag.
If you do not use it, the town won't collect your garbage.
- ◆ Do not put out garbage or resources at other residents' association garbage collection areas or resources collection areas.
- ◆ Do not put out garbage or resources on days other than collection days or after collection.
- ◆ When discarding weeds, be sure to keep the weeds and soil separate.
Dirt and stones cannot be collected by the town.



Garbage that violate the rules cannot be collected

- ◆ Garbage and resources that do not comply with the rules cannot be collected.
In such cases, a red sticker is placed on the garbage or resources stating the reason why they cannot be collected.
Therefore, please make sure that the person who put out the garbage is responsible for taking it back and once again following the rules.
- ◆ If garbage with a red sticker is left unattended for an extended period of time, please contact the section in charge of garbage at the Samukawa Town Hall.



The collection area is managed by all residents

- ◆ The collection area is used by everyone in the community. So let's all keep it clean.
- ◆ Town residents are requested to provide their own supplies such as crow nets.
- ◆ If it is dangerous to put out garbage during stormy weather such as typhoons, please put it out on the next collection day as much as possible.



Taking away resources is prohibited

- ◆ It is prohibited by the ordinance to take away waste paper and metals from collection area.
Violators may be fined up to 200,000 yen.
If you witness a garbage thief, please inform the section in charge of garbage at the Samukawa Town Hall of the vehicle's license plate number, location, and time.

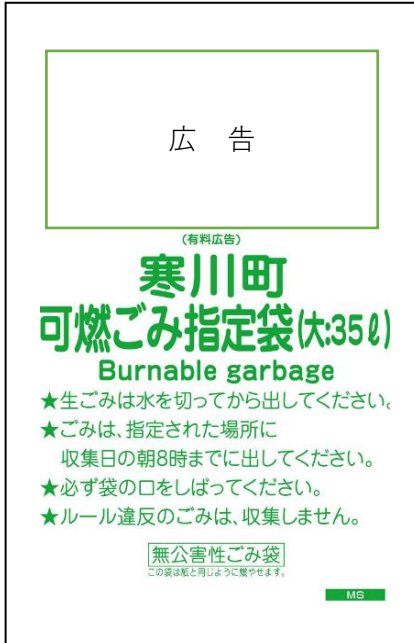
[Contact]

Samukawa Town Hall/ Environment Division Waste Charge of Resources
address : 165 Miyayama, Samukawa Town TEL : 0467-74-1111 FAX : 0467-74-1385

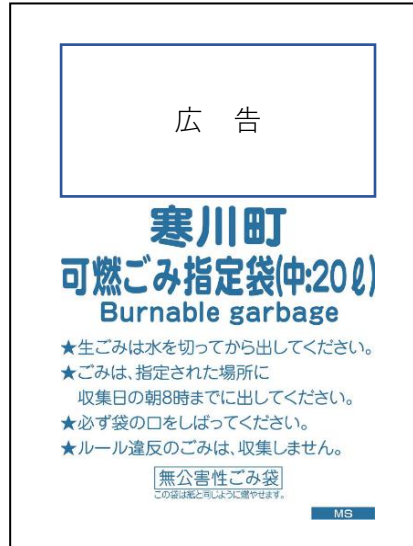
Use the town-designated collection bags

◆When putting out burnable garbage and plastic packagings and containers, use the town-designated collection bag. Otherwise the town will not collect the garbage.

Burnable Garbage (3 sizes)



• Burnable garbage
Size : Large
Color : Green

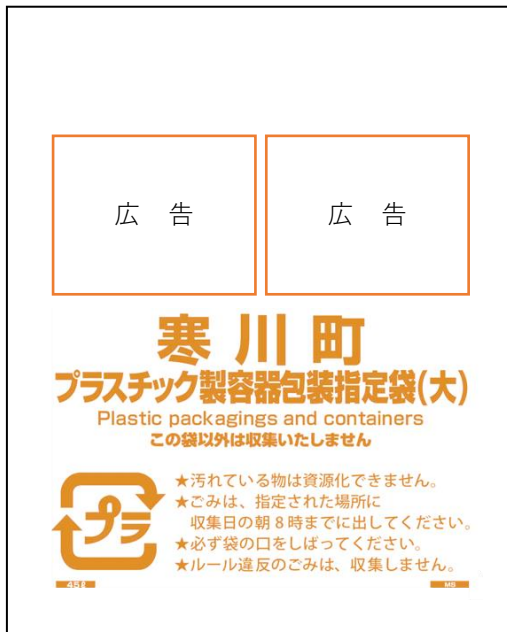


• Burnable garbage
Size : Midium
Color : Blue



• Burnable garbage
Size : Small

Plastic packagings and containers (2 sizes)



• Plastic packagings and containers
Size : Large
Color : Orange



• Plastic packagings and containers
Size : Small
Color : Purple

Things to put out at the garbage collection area

(You can also bring it directly to the facility)

Burnable garbage (Twice a week)	Burnable large-size garbage (Once a week)	Unburnable garbage (Twice a month)
Left over food, leaves, paper items that are not collected as recyclables, videotapes, non-recyclable clothing, clothes, vinyl products, lighters, etc.	Hoses, tree branches, tree trunk, cushions, futons, carpets, electric blankets, reed blinds, etc.	Small appliances (Excluding specified items), Pottery, glass not including bottles, knives, dry-cell batteries, button battery, plastic products, etc.
◆ Use the town-designated collection bag and tie the bag closed.	◆ Tie it or place in a transparent or semi-transparent bag.	◆ Place in a transparent or semi-transparent bag.
Garbage disposal instructions		
<ul style="list-style-type: none"> • Remove all moisture from the garbage. • Break off all sharp ends For example bamboo sticks etc. • Completely divide weeds and soil, and put in the only weeds. 	<ul style="list-style-type: none"> • Garbage of 50cm × 50cm × 50cm or less up to 20kg can be thrown away. Garbage larger than this size, cut it or bring it in directly to the facility. • Futon and carpets should be folded, not rolled, and tied with string or twine length wise and width wise. 	<ul style="list-style-type: none"> • Garbage of 80cm × 50cm × 50 cm or less up to 20kg can be thrown away. Garbage larger than this size is over-sized garbage. Bring it in directly to the facility • Dry-cell batteries, button batteries should be separated from other unburnable garbage and put in a transparent, or semi-transparent bag.

Plastic containers and packaging (Once a week)	Used paper (Twice a month)	Old clothing (Twice a month)
Plastic bags, food trays and containers, bottles, styrofoam, tubes, nets etc.	Newspapers, magazines, cardboard, paper-based drink containers etc.	Clothes, shoes, belts, stuffed toys, curtains, blankets, towels, etc.
◆ Use the town-designated collection bag and tie the bag closed.	◆ Tie them separately for each type, or put them in a paper bag.	◆ Wash the items and then put in a transparent or semi-transparent bag.
Garbage disposal instructions		
<ul style="list-style-type: none"> • The items should have the "PURA" mark on them. • Empty items completely, rinse lightly or wipe clean • Do not put the items in plastic bags before putting them in the town designated collection bag. 	<ul style="list-style-type: none"> • Tie with string or twine lengthwise and widthwise. • Books, magazines, other paper should be binded in the same method (Separate from newspapers). • Put small paper such as shredded paper in a paper bag. • After folding the cardboard, bind it with a string. • Paper packs for drinks wash, open, dry, bind with a string. 	<ul style="list-style-type: none"> • Cloth and clothing cannot be recycled if wet. Do not place outside on rainy days. • Clothing is reused, so torn clothing, and single shoes, are considered garbage. • When these are served as garbage, those without metal fittings will be burnable garbage. Those with metal will be unburnable garbage.

Items that are collected by appointment only

【Handling fee required】

(You can also bring it directly to the facility)

◆ Furniture such as beds and tables, bats, golf bags etc. As for the method of discarding things beyond the standards that can be commonly thrown away, you can directly contact the facility and schedule an appointment. A contractor will then come and pick up the items at the designated location for a fee.

Things to put out in the resource collection area

(Collection : Once a month) (You can also bring it directly to the facility)

Bottles	Cans	Plastic PET Bottles
All glass bottles (including glass medicinal containers)	Cans containing food and beverages, spray cans	Plastic PET bottles, soy sauce, mirin etc.
◆Put in the plastic container delivered to the recyclable resources collection area.	◆Put in the net container delivered to the recyclable resources collection area.	◆Put in the net container delivered to the recyclable resources collection area.
Garbage disposal instructions		
<ul style="list-style-type: none"> • Remove the caps. • Rinse with water. • Remove labels that can be easily peeled off. • Do not stack above the inner line in the container. • Quietly put items in the container. • Place metal lids in unburnable garbage. 	<ul style="list-style-type: none"> • Rinse with water. • Use the contents of spray cans completely and pierce a hole in the cans. • Remove labels that can be easily peeled off. • Do not crush. • Paint cans are unburnable garbage. 	<ul style="list-style-type: none"> • Items must have the PET symbol. • Remove caps and labels. • Rinse with water and crush flat. • Plastic items that cannot be cleaned are burnable garbage. • Caps and labels should be thrown out with other plastics.
Oil waste	Metals	Fluorescent lights etc. Mercury containing products
Salad oil, olive oil, vegetable oil and other cooking oils.	Pots, pans, bowls, spoons and other small metals.	Fluorescent lights and mercury thermometers Mercury blood
◆Put in the plastic container delivered to the recyclable resources collection area.	◆Put in the plastic container delivered to the recyclable resources collection area.	◆Put in the plastic container delivered to the recyclable resources collection area.
Garbage disposal instructions		
<ul style="list-style-type: none"> • Put in a plastic PET bottle and close the lid. • Leftover grease from cooking is burnable garbage. • For disposal of automobile engine oil and industrial oil consult with the appropriate dealer. 	<ul style="list-style-type: none"> • Garbage of 80cm × 50cm × 50 cm or less can be thrown away in the collection area. • Pots or similar can be discarded even if the handle is not metal. • Metal bicycles is items that are collected by appointment only .(Handling fee required) (Children's bicycles that are not made of metal is unburnable garbage). 	<ul style="list-style-type: none"> • Place the items in the boxes original so that they will not break. • Cracked fluorescent lights, LED lights, and glow switch starters are unburnable garbage. • Put mercury thermometers (blood pressure monitors) in a transparent or semi-transparent bag.

Items that are to be put in collection boxes that can be found in various locations around town

Mobile phones, digital cameras, video cameras, IC recorders, e-book readers, CD players, MD players, Tape recorders, electronic dictionaries, phones, digital audio players (flash memory), auxiliary storage devices, tablet computers, calculators, portable game machines, handheld games, home game consoles.

◆The collection boxes can be located in the Northern Cultural Welfare Center, Samukawa Recycling Center, Samukawa General Gymnasium, Samukawa Town Hall, Townspeople Center, Southern Cultural Welfare Center and The Samukawa General Library .

Garbage disposal instructions

- Please be sure to reformat the device or completely erase any personal information.
- Remove the battery, rechargeable batteries and button batteries (excluding BR, CR) and take to specific collection locations.
- Cords or adapters, remote controls etc. are unburnable garbage.